

Protein Motif Searches and Regular Expressions

1. Using InterPro domain searches to identify unannotated kinesin motor proteins.

Note: For this exercise use <http://giardiadb.org>

Identify all genes annotated as hypothetical in all *Giardia* assemblages.

(Hint: use the full text search and look for genes with the word “hypothetical” in their product names)

b. How many of these hypothetical genes have a kinesin-motor protein PFAM domain?

(Hint: add a step to the strategy.

Go to the “Interpro Domain” search under similarity/pattern, start typing the work kinesin and it should autocomplete.)

Identify Genes based on Text (product name, notes, etc.)

Organism select all | clear all | expand all | collapse all | reset to default
 Giardia Assemblage A
 Giardia Assemblage B
 Giardia Assemblage E
 select all | clear all | expand all | collapse all | reset to default

Text term (use * as wildcard)

Fields Alias
 Cellular localization
 Community annotation
 EC descriptions
 Gene ID
 Gene notes
 Gene product
 GO terms and definitions
 Protein domain names and descriptions
 Similar proteins (BLAST hits v. NRDB/PDB)
 User comments
 select all | clear all

Advanced Parameters

Add Step

Run a new Search for
 Transform by Orthology
 Add contents of Basket
 Add existing Strategy
 Filter by assigned Weight
 Transform to Pathways
 Transform to Compounds

Genes
 Genomic Segments
 ORFs

Text, IDs, Organism
 Genomic Position
 Gene Attributes
 Protein Attributes
 Protein Features
 Similarity/Pattern
 Transcript Expression
 Protein Expression
 Cellular Location
 Putative Function
 Evolution
 Population Biology

Protein Motif Pattern
 InterPro Domain
 BLAST

(Genes)

14987 Genes

Step 1

Add Step 2 : InterPro Domain

Organism select all | clear all | expand all | collapse all | reset to default
 Giardia Assemblage A
 Giardia Assemblage B
 Giardia Assemblage E
 select all | clear all | expand all | collapse all | reset to default

Domain Database

Specific Domain(s)
 PF06920 : Ded_cyto Dedicator of cytokinesis
 PF05804 : KAP Kinesin-associated protein (KAP)
 PF00225 : Kinesin Kinesin motor domain

Free Text (use "" for wildcard)

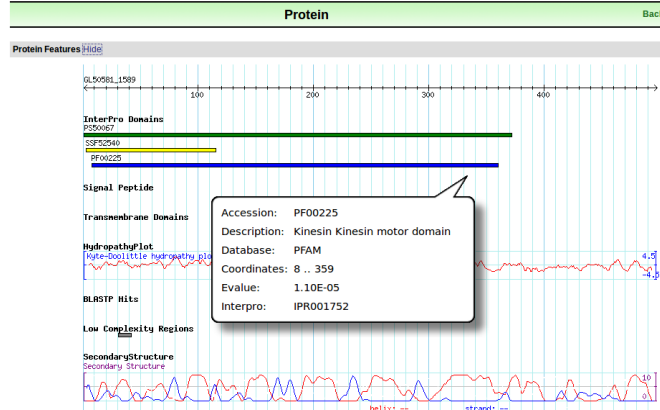
Advanced Parameters

Combine Genes in Step 1 with Genes in Step 2:

1 Intersect 2 1 Minus 2
 1 Union 2 2 Minus 1
 1 Relative to 2, using genomic colocation

- c. Go to the gene page for GL50581_1589 and look at the protein feature section. Does this look like a possible motor protein?

Hint: click on the ID for GL50581_1589 in the result table to go to the gene page. Scroll down to the protein section and mouse over the glyphs in the Protein Features graphic.



2. Using regular expressions to find motifs in TriTrypDB: finding active trans-sialidases in *T. cruzi*.

Note: for this exercise use <http://tritrypdb.org>

T. cruzi has an expanded family of trans-sialidases. In fact, if you run a text search for any gene with the word “trans-sialidase”, you return over 4000 genes among the strains in the database!!! Try this and see what you get.

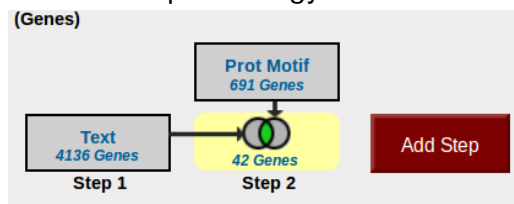
- b. However, not all of these are predicted to be active. It is known that active trans-sialidases have a signature tyrosine (Y) at position 342 in their amino acid sequence. Add a motif search step to the text search in ‘a’ to identify only the active trans-sialidases.

Add Step 2 : Protein Motif Pattern

Hint: for your regular expression, remember that

you want the first amino acid to be a methionine, followed by 340 of any amino acid, followed by a tyrosine ‘Y’. Refer to [regular expression tutorial](#) if you need to.

If you need help, you can go to this sample strategy below to see the answer:



<http://tritrypdb.org/tritrypdb/im.do?s=a905e36f634f7b42>

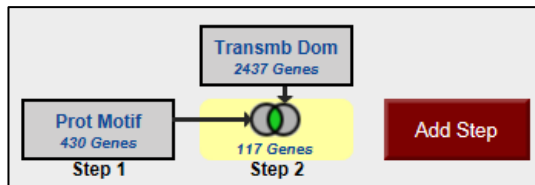
3. Using regular expressions to find motifs in CryptoDB: finding genes with the YXXΦ receptor signal motif

Note: for this exercise use <http://cryptodb.org>

The YXXΦ (Y=tyrosine, X=any amino acid, Φ=bulky hydrophobic [phenylalanine, tyrosine, threonine]) motif is conserved in many eukaryotic membrane proteins that are recognized by adaptor proteins for sorting in the endosomal/lysosomal pathway. This motif is typically located in the c-terminal end of the protein.

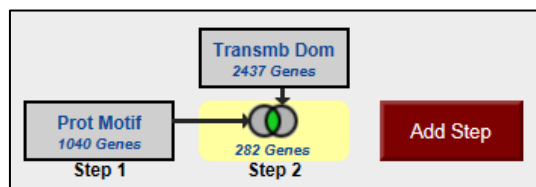
- a. Use the “protein motif pattern” search to find all *Cryptosporidium* proteins that contain this motif anywhere in the terminal 10 amino acids of proteins. (hint: for your regular expression, remember that you want the first amino acid to be a tyrosine, followed any two amino acids, followed by any bulky hydrophobic amino acid (phenylalanine, tyrosine, threonine). Refer to [regular expression tutorial](#) if you need to).

- b. How many of these proteins also contain at least one transmembrane domain.



- c. What would happen if you revise the first step (the motif pattern step) to include genes with the sorting motif in the C-terminal 20 amino acids? (hint: edit the first step and modify your regular expression)

Here is a saved strategy that provides you with the results of the above search:



<http://cryptodb.org/cryptodb/im.do?s=928309b4c1b9ef3f>